



teach@home

Literacy Activities

Grade K, Week 1

Rhyming and Beginning Consonants

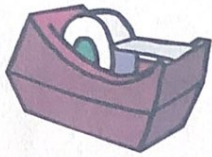
Day	Topic	Pages
Day 1	<u>Rhyming sounds with pictures</u>	2-3
Day 2	<u>More rhyming sounds with pictures</u>	4-5
Day 3	<u>Rhyming sounds with pictures and words</u>	6-7
Day 4	<u>Beginning consonants</u>	8-9
Day 5	<u>More beginning consonants</u>	10-11

Use this packet of activities to help children practice their Language Arts skills.

For video lessons and additional resources, visit hand2mindathome.com

Day 1

Words that **rhyme** end with the same sound.



Draw a line from each picture to the picture that rhymes.



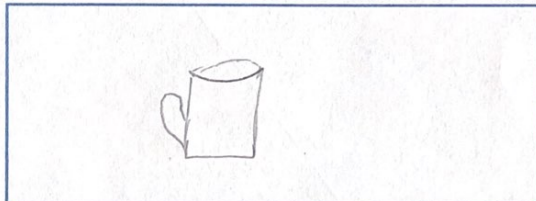
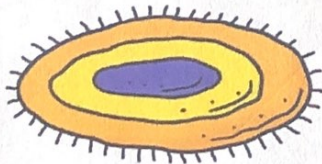

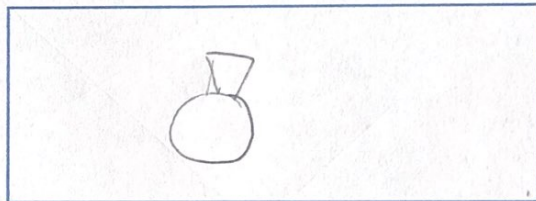
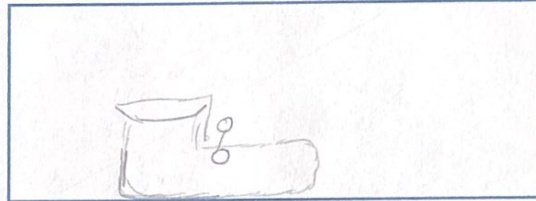
10



Answers may vary


Day 1 (Cont'd)

Say the name of each picture. Draw a picture of something that rhymes.



Day 2

Words that **rhyme** end with the same sound.



Look at the pictures. Say the words.
Circle each pair of words in the row that **rhyme**.



Answers may vary

Day 2 (Cont'd)



Circle one of the words below.


wig

car

pan


bug

Draw a picture of something that **rhymes** with the word you circled.







Day 3



Words that **rhyme** end with the same sound.

		
rat	pig	sun

Look at the pictures. Say the words. Circle the word that **rhymes**.

					
fan	map	pig	jar	pot	fox

					
man	bat	mug	sand	top	pen

					
dish	cup	top	dog	bee	jet

Answers may
vary

Day 3 (Cont'd)



Write a word (or draw a picture of a word)
that **rhymes** with each word.

fan pan

hen pen

cut gut

top mop

wall fall

dad sad


Day 4

All words have **letters**. Letters tell you what sound to make.



b

Draw a line from each picture to the letter that makes the beginning sound.



m

s

b

c

r


t

Day 4 (Cont'd)

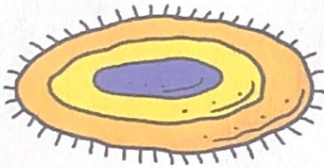
Write the letter for the beginning sound.



 b all




 b ox



 r ug



 s nake



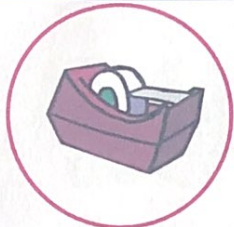



 n est










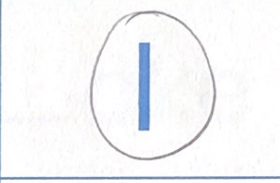








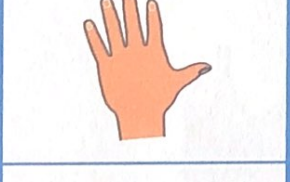







 n et

Day 5

All words have **letters**. Letters tell you what sound to make.

			
---	---	--	---

Look at the pictures. Say the words. Circle the **letter** in the row that is the beginning sound of the picture.

Day 5 (Cont'd)

Write the letter for the beginning sound.

10



 t en

 f ox



 b ug

 r ake



 b at

 l amp



 v est

 b one